

OLWI 9

COMPACT AIR/WATER HEAT PUMP WITH INTEGRAL EVAPORATOR

ORDER NUMBER: 282530

SERIES: AIR STATION

TF MAX. 60 °C

COMPACT

APPLIANCE DATA

Dimensions HxWxD	[mm]	1820x800x1240
Hydraulic connection	[inch]	1 1/4"
Weight	[kg]	295
Casing colour		White RAL 9016

SPECIFICATION

Phases/nominal voltage/frequency	[~]/[V]/[Hz]	3/400/50
Output factor cos φ		0,84
Fuse protection (tripping curve "C")	[A]	16
Max. operating current	[A]	5,10
Max. starting current/max. with soft start	[A]	- / <24,00
Sound power/sound pressure level (at 1 m distance)	[dBA]	56.00 / 48.00

HEATING MODE PERFORMANCE FIGURES (to EN 14511)

Standard point A10/W35

Heating output	[kW]	9,50
Total power consumption / operating current	[kW]/[A]	2.10 / 3.60
COP		4,50

Operating point A7/W35

Heating output	[kW]	8,90
Total power consumption / operating current	[kW]/[A]	2.00 / 3.50
COP		4,40

Standard point A2/W35

Heating output	[kW]	8,10
Total power consumption / operating current	[kW]/[A]	2.10 / 3.70
COP		3,80

Standard point L-7/W35

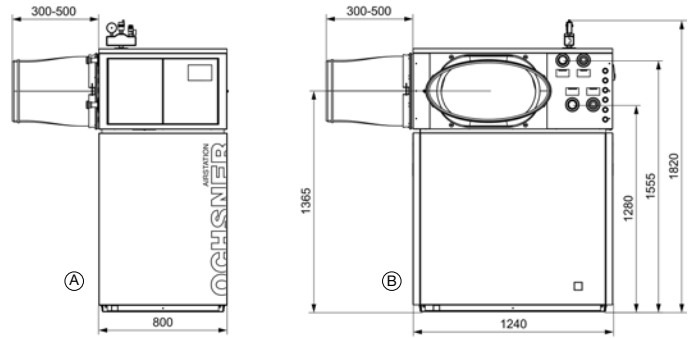
Heating output	[kW]	6,80
Total power consumption / operating current	[kW]/[A]	2.10 / 3.60
COP		3,20

Standard point A2/W50

Heating output	[kW]	8,00
Total power consumption / operating current	[kW]/[A]	2.75 / 4.70
COP		2,90

Standard point A2/W60

Heating output	[kW]	7,99
Total power consumption / operating current	[kW]/[A]	3.30 / 5.00
COP		2,40



(A) Front view (B) Side view

CONDENSER

Type		Plate heat exchanger
Material		Stainless steel 1.4401
Max. refrigerant operating pressure	[bar]	30
Max. heat transfer medium operating pressure	[bar]	6
Heat transfer medium temperature differential	[K]	5
Application range	[°C]	60
Heat transfer medium		Water
Test pressure	[bar]	45
Heat transfer medium flow rate	[m³/h]	1,55
Internal pressure differential	[mbar]	70
Flow meter FM standard	external	FM-DN 20 x 1 1/4" (male) kvs 10
Residual head I WNA external, incl. FM	[mbar]	563

REFRIGERANT CIRCUIT

Refrigerant		R407C
Defrost technology		Hot gas
Refrigerant charge	[kg]	3,2

COMPRESSOR

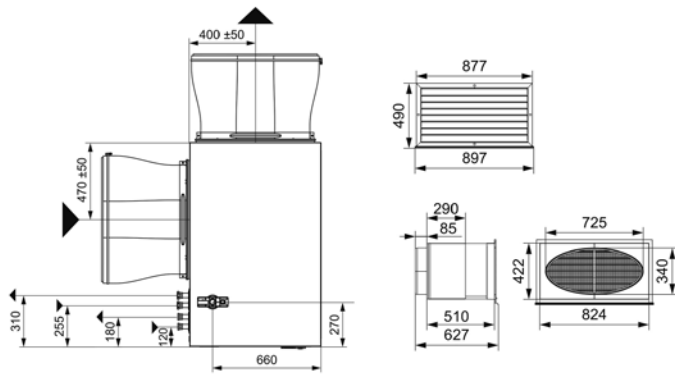
Type		Scroll
Output levels		1
Speed	[rpm]	2900
Voltage/frequency	[V]/[Hz]	400/50

FAN

Type		axial
Number	[pce]	1
Voltage/frequency	[V]/[Hz]	230/50
Power consumption	[W]	40
Max. operating current	[A]	1,40

EVAPORATOR

Unit type		built-in
Type		Finned tube
Number	[pce]	1
Fin pack material		Copper/aluminium
Max. refrigerant operating pressure	[bar]	30
Relative humidity	[%]	80
Heat transfer medium temperature differential	[K]	5,70
Air flow rate	[m³/h]	3500
Application range min./max	[°C]	-20 / 40



PRODUCT DATA ErP: OLWI 9

	COLDER	MEAN	HOTTER
LOW TEMPERATURE	A++		35°C
ηs	151	164	181
Energy consumption [kWh]	3903	3801	2347
P rated [kW]	6	8	8
SCOP	3,85	4,17	4,61
MEDIUM TEMPERATURE	A+		55°C
ηs	113	122	133
Energy consumption [kWh]	6689	5942	3149
P rated [kW]	8	9	8
SCOP	2,90	3,12	3,39
DHW	A		SP300
ηWH	79	86	100
Energy consumption [kWh]	1803	1648	1430
Draw-off profile		XL	
Tank losses [W]		94	
	indoor	outdoor	
Sound power level [dBA]	56,0	-	
Controller class with room remote control	VII	Controller contribution [%]	3,5
Controller class without room remote control	III	Controller contribution [%]	1,5

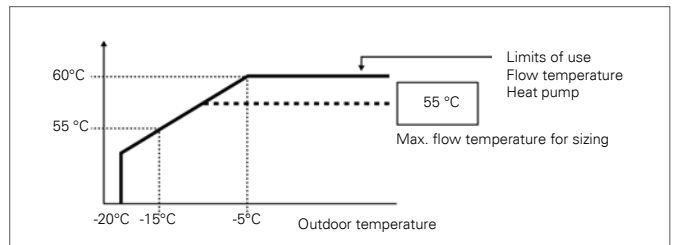
RECOMMENDED ACCESSORIES

Heat pump buffer tank	min. PU300	30 l/kW at L2/W35
DHW tank	min. SP300/SP350	30 l/kW at L2/W50
3-way switching module	built-in	
External PHE for DHW heating	PHE 2007	Primary 1" / 72 mbar Secondary 1" / 80 mbar
Electric immersion heater	built-in	8 kW integrated in heat pump

Application	Booster heater output	
Bivalent parallel	Sizing according to calculated value (offer program), but with minimum 50% of building heat load	
Bivalent partial parallel	Sizing to 100% of building heat load	
Bivalent alternative	Sizing to 100% of building heat load	

LIMITS OF USE OLWI 9

Outdoor temperature/max. heat pump flow temperature	A-5/W60°C A-10/W60°C A-15/W55°C
Underfloor heating (-15°C / 35°C)	YES
Radiators (-15°C / 55°C)	NO
Radiators (-15°C / 65°C)	NO
Domestic hot water	NO



PERFORMANCE CURVES OLWI 9

