

AIR BASIC 618 C12B T201

AIR/WATER HEAT PUMP INCL. VERTICAL SPLIT EVAPORATOR

ORDER NUMBER: 286610

SERIES: T200

TF MAX. 55 °C

SPLIT

APPLIANCE DATA

Dimensions of outdoor unit HxWxD	[mm]	1377x950x340
Dimensions of indoor unit HxWxD	[mm]	1908x680x871
Hydraulic connection	[inch]	1" union nut
Weight of outdoor unit	[kg]	130
Weight of indoor unit	[kg]	203 / 471
Casing colour		Tiger white 29/11289/grey RAL 7016

HEATING MODE PERFORMANCE FIGURES (to EN 14511)

Standard point A10/W35

Heating output range	[kW]	7.58 - 18.09
Total heating output/power consumption	[kW]	14.22 / 3.06
COP		4,70

Operating point A7/W35

Heating output range	[kW]	7.26 - 16.58
Total heating output/power consumption	[kW]	13.45 / 3.11
COP		4,33

Standard point A2/W35

Heating output range	[kW]	4.86 - 10.54
Total heating output/power consumption	[kW]	9.27 / 2.87
COP		3,23

Standard point L-7/W35

Heating output range	[kW]	3.63 - 8.67
Total heating output/power consumption	[kW]	5.38 / 2.31
COP		2,32

Operating point L-10/W35

Heating output range	[kW]	3.85 - 7.16
Total heating output/power consumption	[kW]	5.02 / 2.61
COP		1,92

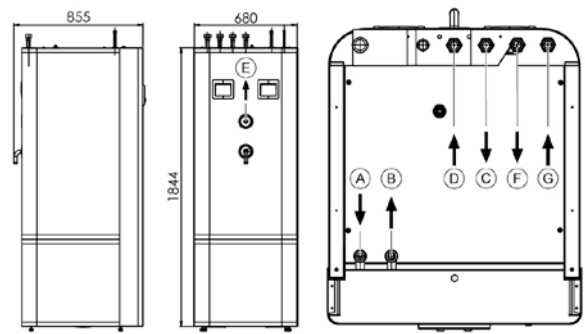
Operating point A2/W50

Heating output range	[kW]	3.40 - 9.50
Total heating output/power consumption	[kW]	6.70 / 3.32
COP		2,22

COOLING MODE PERFORMANCE FIGURES

Operating point A35/W18

Cooling capacity range	[kW]	5.49 - 13.89
Nominal cooling capacity	[kW]	12,62
Total nominal power consumption	[kW]	4,19
Energy efficiency ratio EER at nominal output		3,27



Indoor unit

- (A) Refrigerant line LL (liquid line)
- (B) Refrigerant line HG (hot gas line)
- (C) FL heating/cooling 1"
- (D) RTN heating/cooling 1"
- (E) DHW circulation 1/2"
- (F) DHW 1"
- (G) Cold water 1"

SPECIFICATION

Phases/nominal voltage/frequency	[~]/[V]/[Hz]	1/230/50
Outdoor unit, controller		
Phases/nominal voltage/frequency	[~]/[V]/[Hz]	3/400/50 or 1/230/50
Electric immersion heater		
Electric immersion heater internal	[kW]	8.8 (2.95/2.95/2.95)
Output factor cos φ		0,97
Fuse protection (tripping curve "C")	[A]	32
Max. operating current	[A]	28,00
Max. starting current, compressor	[A]	10.00 / 32.00*
Sound power/sound pressure level (at 1 m distance), indoor level	[dBA]**	- / -
Sound power/sound pressure level (at 10 m distance), outdoor unit	[dBA]	64.0 / 38.0

CONDENSER

Type		Plate heat exchanger
Material		Stainless steel 1.4301
Max. refrigerant operating pressure	[bar]	43
Max. heat transfer medium operating pressure	[bar]	3
Heat transfer medium temperature differential	[K]	5
Application range	[°C]	55
Heat transfer medium		Water
Test pressure	[bar]	59
Heat transfer medium flow rate	[m³/h]	1,90
Internal pressure differential	[mbar]	140
Flow meter FM standard	Internal	built-in
Circulation pump heat sink WNA	Internal	Yonos Para HPS15/7.5
Residual head I WNA external, incl. FM	[mbar]	245

REFRIGERANT CIRCUIT

Refrigerant		R410A
Defrost technology		Hot gas
Refrigerant charge	[kg]	2,95

COMPRESSOR

Type		Scroll
Output levels		Infinitely variable
Speed	[rpm]	1800-4500
Voltage/frequency	[V]/[Hz]	230/50

FAN

Type		axial
Number	[pce]	2
Voltage/frequency	[V]/[Hz]	230/50
Power consumption	[W]	90

EVAPORATOR

Unit type		built-in
Type		Finned tube
Number	[pce]	1
Air flow rate	[m³/h]	7000
Application range min./max	[°C]	-20 / 35

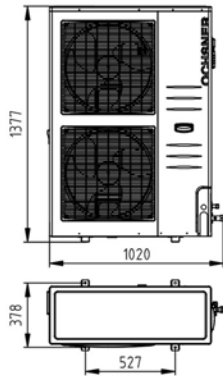
¹⁾only possible with buffer tank

*Starting current, compressor with locked rotor

**Sound pressure level measured in a free field; sound power levels measured at max. nominal speed



Outdoor unit



PRODUCT DATA **ErP: AIR BASIC 618 C12B T201**

	COLDER	MEAN	HOTTER
LOW TEMPERATURE	A++	35°C	
η_s	119	156	207
Energy consumption [kWh]	10227	5249	2683
P rated [kW]	13	10	11
SCOP	3,04	3,97	5,25
MEDIUM TEMPERATURE	A+	55°C	
η_s	94	112	147
Energy consumption [kWh]	10324	5856	3199
P rated [kW]	10	8	9
SCOP	2,43	2,86	3,76
DHW	B	T200	
η_{WH}	67	74	85
Energy consumption [kWh]	1245	1138	987
Draw-off profile	L		
Tank losses [W]	79		
	indoor	outdoor	
Sound power level [dBA]	-	64	
Controller class with room remote control	VI	Controller contribution [%]	4,0
Controller class without room remote control	II	Controller contribution [%]	2,0



MULTI TOWER ALL IN ONE
Fully equipped

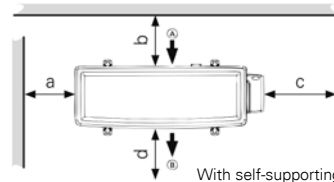
- DHW tank, 168 l
- Buffer tank 100 l, heating / cooling
- 3-way switching valve for DHW heating and/or defrosting
- Safety valve
- Electric auxiliary heater 8.8 kW
- Flow meter for safety monitoring and heat quantity measurement for heating / cooling / DHW heating
- Air vent valve
- High efficiency energy saving circulation pump
- Plate heat exchanger / condenser
- Drain and fill valve
- Pressure maintaining device (DEV), on site

	Max. connection length	Max. height differential
AIR BASIC 618 C12B T201	L ≤ 20	Hmax ≤ 15

LIMITS OF USE AIR BASIC 618 C12B T201

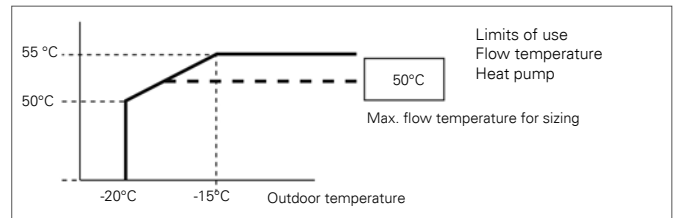
Outdoor temperature/max. heat pump flow temperature	A-10/W55°C A-15/W55°C A-20/W50°C
Underfloor heating (-15°C / 35°C)	YES
Radiators (-15°C / 50°C)	YES
Radiators (-15°C / 60°C)	NO
Domestic hot water	YES

Observe minimum clearances



Minimum clearances	AIR BASIC 618 C12B T201
a	> 20 cm
b	> 20 cm
c	> 70 cm
d	> 2.00 m

With self-supporting mounting, noise levels will be higher!



PERFORMANCE CURVES AIR BASIC 618 C12B T201

